


**SOCIAL WORK AND ENVIRONMENT FOR RURAL ADVANCEMENT (SWERA)
RECEIPT & PAYMENT A/C FOR THE YEAR ENDED 31/03/2013**

RECEIPTS	GENERAL	SSPS	MDM	GOAT	FCRA	NCLP	TOTAL	PAYMENTS	GENERAL	SSPS	MDM	GOAT	FCRA	NCLP	TOTAL
To Opening Balance								By Administrative exp	74414	8169		27582	35576		145741
Cash	4786		841	7717	6861	7811	28016	By Repair & Maintenance	91450	1187			61950		154587
Bank	5197		1522	1063803	518098	25385	1614005	By Salary	53614	63750	21000	229464	913971	55000	1336799
To Bank Interest	1083	9	71	30489	34196		65848	By Audit Fees	18273			3000	37660		58933
To Admin Income	359862						359862	By Cultural Prog. & Bal Mela	40487						40487
To Training Prog. Income	45450						45450	By Honorarium				122300		132000	254300
To Grant Recd		78210	66714	1668000	4668032	254994	6735950	By Training Programme Exp	5783			102674	506183		614640
To Unsecured Loans	42000	654	395				43049	By Travel Exp	7390			24069	114803		146262
To Receivables	39403						39403	By Misc Exp	37444		4888			3640	45972
								By Water & Light		3314					3314
								By Fruits & Vegetables Exp.			18408				18408
								By Fuel (Wood) Exp.			11351				11351
								By Raw Material			12852				12852
								By Bank Charges				581	4985		5566
								By Consultant Fees				9000			9000
								By Demo of Improved Farming				46550			46550
								By Director Part time exp.				50000			50000
								By Equipment Castrator				2415			2415
								By Exposure Visit				20635			20635
								By Induction Females				280000			280000
								By Medicines & Dress				12145			12145
								By Maintenance or Fooder Tree				59465			59465
								By Meeting Exp.				2482			2482
								By Mobile Communication exp.				11700			11700
								By NGO Level Staff Exposure				22001			22001
								By Office Support				27069			27069



**SOCIAL WORK AND ENVIRONMENT FOR RURAL ADVANCEMENT (SWERA)
RECEIPT & PAYMENT A/C FOR THE YEAR ENDED 31/03/2013**

RECEIPTS	(3)						TOTAL	PAYMENTS										
	GENERAL	SSPS	MDM	GOAT	FCRA	NCLP		GENERAL	SSPS	MDM	GOAT	FCRA	NCLP	TOTAL				
								By Workshop Action Groups										
								By Building rent						106399				106399
								By Edu. Voc. Meet									11000	11000
								By Sty Fund									8296	8296
								By Unpaid Liab Paid									75000	75000
								By Equipment Pur									200	200
								BY Furniture Pur						98950				98950
								By Unsecured Loans	130000					98778				98778
								By Scooty Pur	23360									130000
								By Closing Balance										23360
								Cash In Hand	8336	344	1	12134	1390		2673			24878
								Bank	7230	2109	1043	1547146	1896831		381			3454740
									497781	78873	69543	2770009	5227187		288190			8931583



PLACE : AJMER
DATED : 19/09/2013

FOR SWERA
[Signature]
SECRETARY



AS PER OUR SEPARATE REPORT OF
EVEN DATE ANNEXED
FOR PRAMOD GOYAL & ASSOCIATES
CHARTERED ACCOUNTANTS
FRN 004818C
[Signature]
CA PRAMOD GOYAL
PARTNER

SOCIAL WORK AND ENVIRONMENT FOR RURAL ADVANCEMENT (SWERA)

INCOME & EXPENDITURE A/C FOR THE YEAR ENDED 31/03/2013

{1}

EXPENDITURE	GENERAL	SSPS	MDM	GOAT	FCRA	NCLP	TOTAL	INCOME	GENERAL	SSPS	MDM	GOAT	FCRA	NCLP	TOTAL
To Administrative exp	74414	8169		27582	35576		145741	By Bank Interest	1083	9	71	30489	34196		65848
To Repair & Maintenance	91450	1187			61950		154587	By Admin Income	359862						359862
To Salary	53614	63750	21000	229464	913971	55000	1336799	By Training Prog. Income	45450						45450
To Audit Fees	18273			3000	37660		58933	BY Grant Recd		78210	66714	1668000	4668032	254994	6735950
To Cultural Prog. & Bal Mela	40487						40487	By Deficit			1714			29942	31656
To Honorarium				122300		132000									
To Training Programme Exp	5783			102674	506183		614640								
To Travel Exp	7390			24069	114803		146262								
To Misc Exp	37444		4888			3640	45972								
To Water & Light		3314					3314								
To Fruits & Vegetables Exp.			18408				18408								
To Fuel (Wood) Exp.			11351				11351								
To Raw Material			12852				12852								
To Bank Charges				581	4985		5566								
To Consultant Fees				9000			9000								
To Demo of Improved Farming				46550			46550								
To Director Part time exp.				50000			50000								
To Equipment Castrator				2415			2415								
To Exposure Visit				20635			20635								
To Induction Females				280000			280000								
To Medicines & Dress				12145			12145								
To Maintenance or Fooder Tree				59465			59465								
To Meeting Exp.				2482			2482								
To Mobile Communication exp.				11700			11700								
To NGO Level Staff Exposure				22001			22001								
To Office Support				27069			27069								



Cont.. 2

SOCIAL WORK AND ENVIRONMENT FOR RURAL ADVANCEMENT (SWERA)
INCOME & EXPENDITURE A/C FOR THE YEAR ENDED 31/03/2013

(2)

EXPENDITURE	GENERAL	SSPS	MDM	GOAT	FCRA	NCLP	TOTAL	INCOME	GENERAL	SSPS	MDM	GOAT	FCRA	NCLP	TOTAL
To Plantation of Fooder Tree				35938			35938								
To SHG Formation				32659			32659								
To Sirohi Buck Exp				43500			43500								
To Tally S/w Exp.				9000			9000								
To Water Resource Development				35000			35000								
To Action Day Exp.					81885		81885								
To Bicycle Exp					326050		326050								
To Capacity Build Work Shop for Girls Support					142605		142605								
To Communication					34454		34454								
To Cons. Material Youth Centres					200953		200953								
To Hono. For craft Trainers					19080		19080								
To Hono For teachers					9462		9462								
To Main. Cost for Girls Centre					149425		149425								
To Networking Girl Child					15781		15781								
To P.C. PNDT Exp.					105510		105510								
To Project Monitor ing Officer					4000		4000								
To Rent of Ancilliary Offices					67786		67786								
To School Enrollment Campaign					87260		87260								
To Technical equip.					7500		7500								
To theatre workshop					52618		52618								
To TLM (Support Centre)					45342		45342								




**SOCIAL WORK AND ENVIRONMENT FOR RURAL ADVANCEMENT (SWERA)
INCOME & EXPENDITURE A/C FOR THE YEAR ENDED 31/03/2013**

{3}

EXPENDITURE	GENERAL	SSPS	MDM	GOAT	FCRA	NCLP	TOTAL	INCOME	GENERAL	SSPS	MDM	GOAT	FCRA	NCLP	TOTAL
To Workshop Action Groups					106399		106399								
To Building rent						11000	11000								
To Edu. Voc. Meet						8296	8296								
To Sty Fund						75000	75000								
To Surplus	77540	1799		611560	1570990		2139589								
	406395	78219	68499	1820789	4702228	284936	6984466		406395	78219	68499	1698489	4702228	284936	7238766


PLACE : AJMER
DATED : 19/09/2013

FOR SWERA


SECRETARY



AS PER OUR SEPARATE REPORT OF
EVEN DATE ANNEXED
FOR PRAMOD GOYAL & ASSOCIATES
CHARTERED ACCOUNTANTS
FRN 004818C


CA PRAMOD GOYAL
PARTNER



SOCIAL WORK AND ENVIRONMENT FOR ANNUAL ADVANCEMENT (SWERA)
BALANCE SHEET AS ON 31/03/2013

LIABILITIES	GENERAL							ASSETS							
	GENERAL	SSPS	MDM	GOAT	FCRA	NCLP	TOTAL	GENERAL	SSPS	MDM	GOAT	FCRA	NCLP	TOTAL	
Capital Account								Fixed Assets							
capital fund	2266824						3317552	Computer	35000						
New Building Fund	270572				1050728		270572	Equipment				35000		70000	
Unsecure loan	194201	654	395				195250	Furniture & Fixed Assets				98950		98950	
Current Liabilities								Motor Cycle	49690			131608		131608	
Audit Fees Pyable					20000		20000	New Building	270572			141200		190890	
Grant in Advance			2363	1070020	504959	32996	1610338	Scooty Pleasure	23360					270572	
Surplus	77540	1799		490751	1555870		2139589	Other Assets	2414949			841698		23360	
								Current Assets							
								Cash in hand	8336	344	1	13634	1390	2873	24878
								Bank balance	7230	2109	1037	1547137	1881711	331	3454740
								Deficit			1720			29792	31656
	2809137	2453	2758	1560771	3131557	32996	7553301								
									2809137	2453	2758	1560771	3131557	32996	7553301

PLACE:AJMER
 DATED :-19/09/2013

FOR SWERA

SECRETARY



AS PER OUR SEPARATE REPORT OF
 EVEN DATE ANNEXED
 FOR SURENDRA SOMANI & CO.
 CHARTERED ACCOUNTANTS
 M.NO -079831

(Handwritten Signature)

SURENDRA SOMANI
 PROP.